



ONTARIO

Ontario Survey for **RideFair Toronto**

Field Dates: February 18, 2025

Release Date: February 24, 2025



Liaison surveyed a random sample of 1,193 Ontario voters through Interactive Voice Recording (IVR) from February 18, 2025.

Responses were weighted using demographic and geographic information to targets based on the 2021 Census.

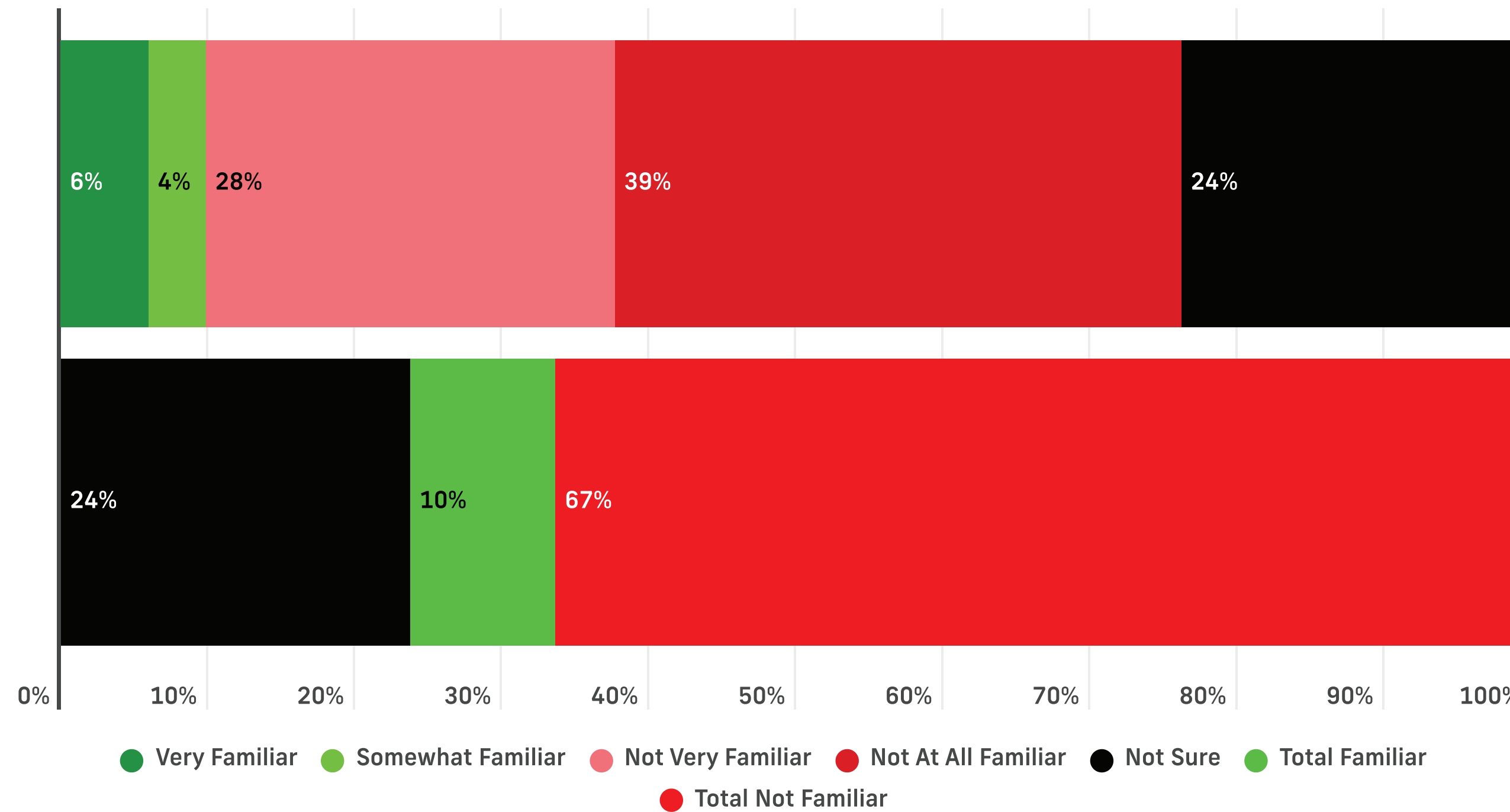
The margin of error for survey results is ± 2.83 percentage points, 19 times out of 20 for the total. Margin of error is higher for sub samples.

Results may not add up to 100 due to rounding.



Labour Laws - Ontario

Q: The Ontario Provincial Government is changing labour laws in Ontario. Those laws do not give gig workers, such as drivers for Uber, Lyft or DoorDash, the same protection as other workers including an hourly minimum wage or protections when you are injured working. How familiar would you say you are with these recent changes to labour laws?

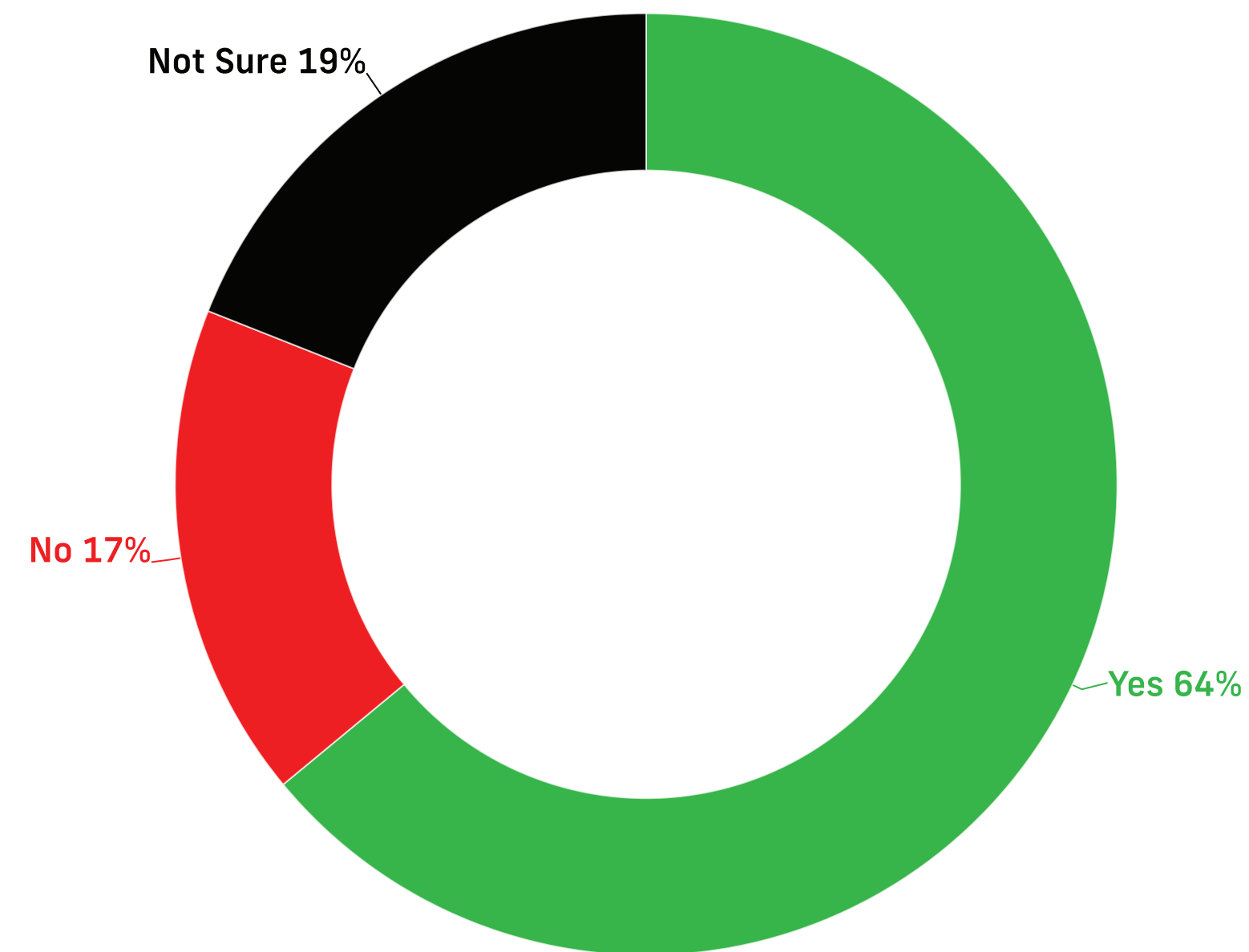


	All	Female	Male	Other	18-34	35-49	50-64	65+	North	East	Southwest	Southcentral	905	416	PC	ONDP	OLP	OGP	Other	Undecided
Very Familiar	6%	5%	7%	6%	6%	6%	7%	6%	4%	3%	11%	8%	6%	4%	5%	10%	5%	11%	5%	4%
Somewhat Familiar	4%	4%	4%	2%	2%	5%	4%	4%	6%	5%	1%	2%	3%	5%	5%	2%	5%	3%	4%	2%
Not Very Familiar	28%	28%	27%	24%	28%	29%	27%	28%	28%	26%	32%	27%	30%	25%	31%	29%	26%	32%	30%	23%
Not At All Familiar	39%	39%	38%	46%	41%	37%	40%	37%	44%	38%	35%	37%	40%	41%	37%	36%	43%	28%	33%	43%
Not Sure	24%	24%	24%	22%	22%	24%	23%	26%	19%	28%	20%	27%	21%	24%	22%	22%	22%	27%	29%	28%
Sample (Unweighted)	1193	587	555	51	255	332	333	274	73	159	236	98	313	307						
Weighted	1193	591	542	60	325	346	313	208	76	165	249	106	328	277						




Labour Laws - Ontario

Q: In Ontario, the minimum hourly wage of \$17.20 an hour does not apply to gig workers of platforms such as Uber, Lyft and DoorDash. A recent analysis has found 95% of Uber Drivers in Toronto earn less than \$6 an hour. In your view should the Provincial government ensure Ontarians working for US-based gig platforms can earn the hourly minimum wage?

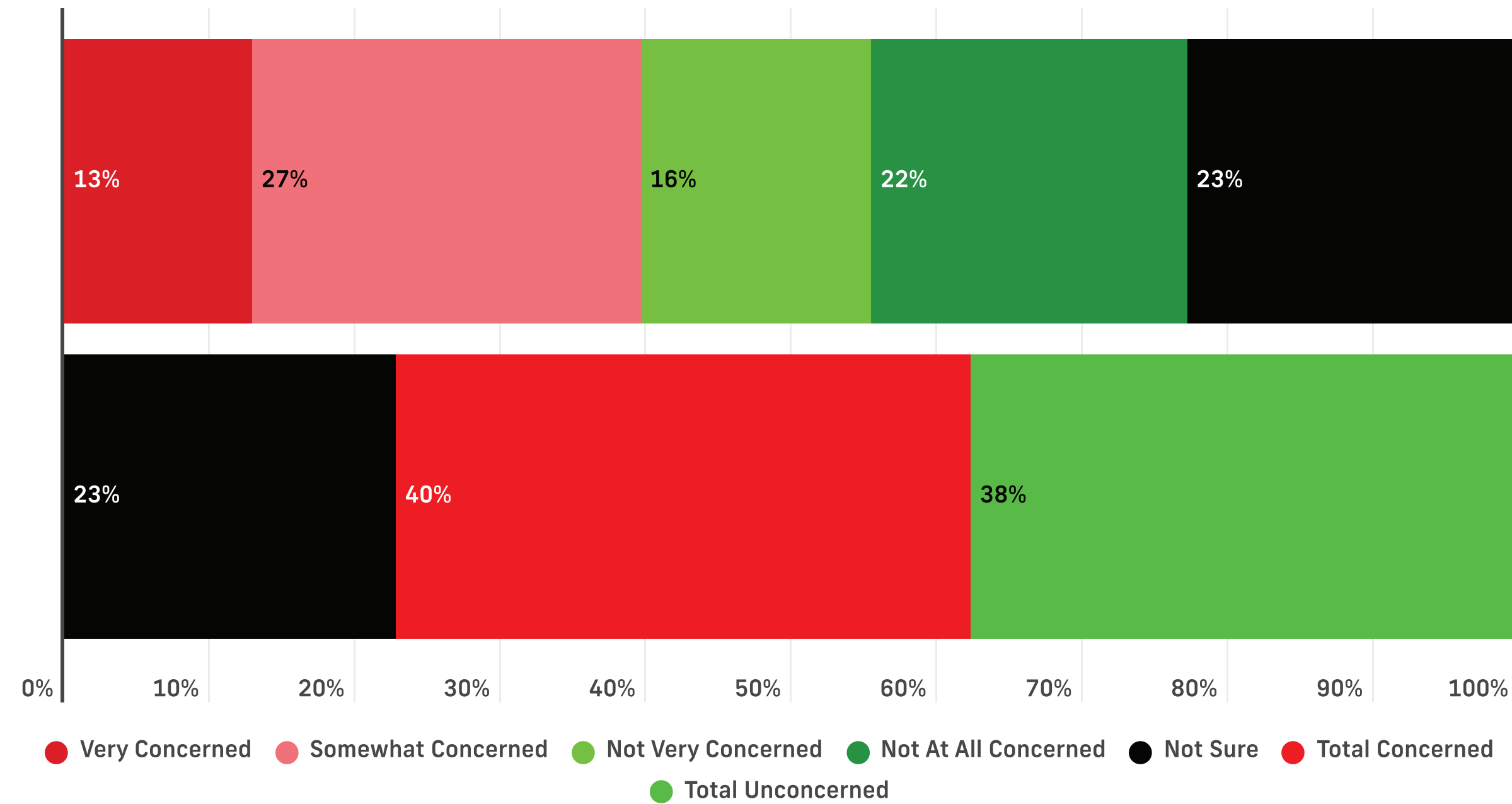


	All	Female	Male	Other	18-34	35-49	50-64	65+	North	East	Southwest	Southcentral	905	416	PC	ONDP	OLP	OGP	Other	Undecided
Yes	64%	64%	64%	75%	71%	63%	62%	58%	69%	61%	63%	61%	62%	72%	60%	71%	66%	67%	51%	66%
No	17%	18%	17%	9%	13%	22%	18%	16%	21%	18%	18%	17%	19%	14%	24%	10%	14%	10%	24%	17%
Not Sure	19%	18%	19%	16%	16%	15%	20%	26%	9%	21%	20%	23%	19%	14%	16%	19%	20%	23%	25%	17%



Labour Laws - Ontario

Recently, it was reported that US tech companies, including Uber, Amazon, Meta, Google, and Microsoft donated millions to US President Donald Trump's inaugural fund, and X owner Elon Musk gave US \$250 million to pro-Trump groups during the recent election. Given recent clashes over tariffs and sovereignty, how concerned are you with the influence US tech companies have over Canadian decision-makers?

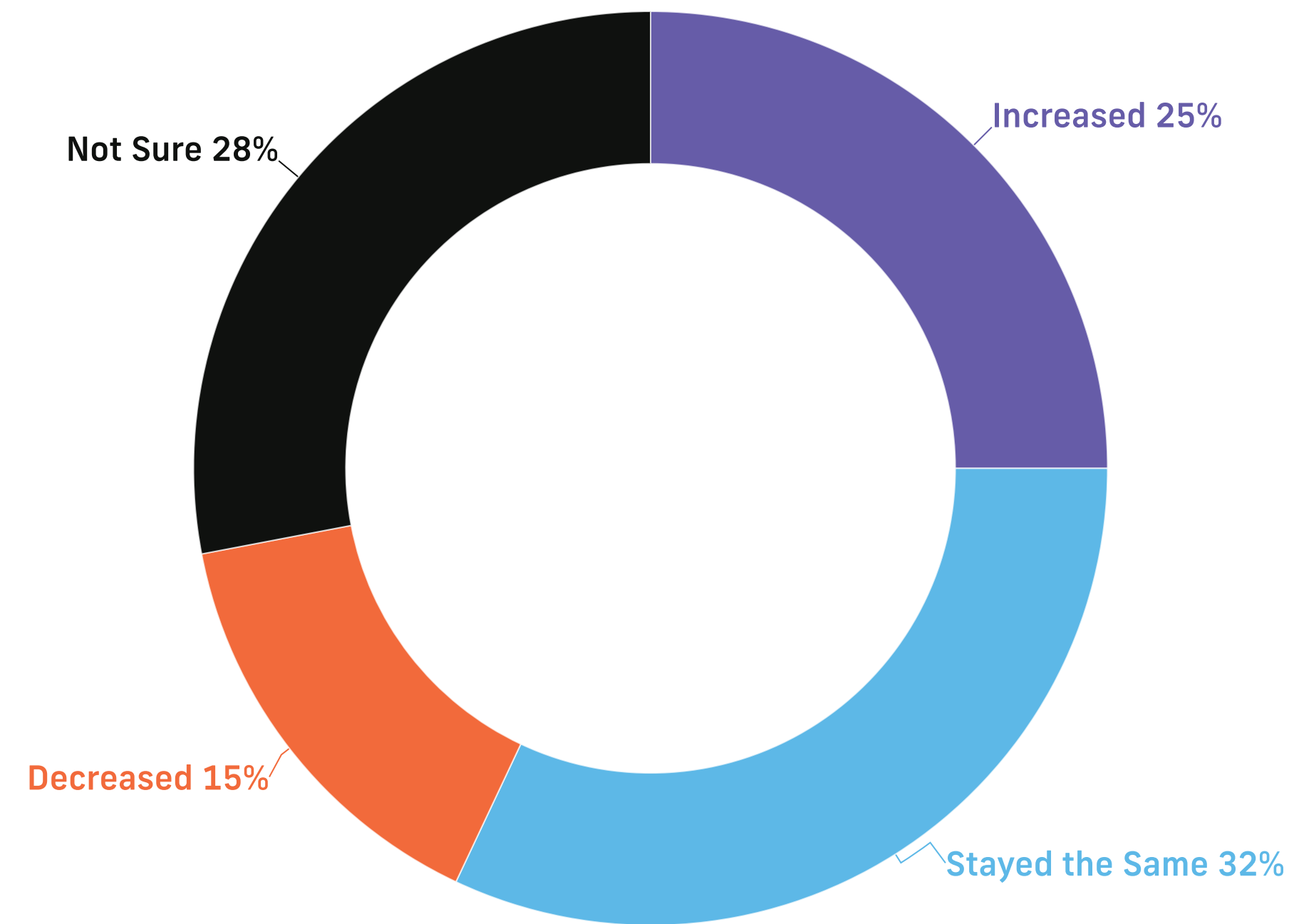


	All	Female	Male	Other	18-34	35-49	50-64	65+	North	East	Southwest	Southcentral	905	416	PC	ONDP	OLP	OGP	Other	Undecided
Very Concerned	13%	13%	12%	15%	12%	14%	13%	11%	11%	12%	13%	15%	10%	13%	11%	21%	8%	21%	9%	13%
Somewhat Concerned	27%	27%	26%	34%	27%	27%	29%	24%	17%	30%	22%	25%	32%	25%	29%	29%	17%	33%	29%	32%
Not Very Concerned	16%	15%	17%	4%	17%	14%	14%	17%	13%	10%	21%	17%	18%	14%	21%	20%	10%	21%	16%	6%
Not At All Concerned	22%	22%	23%	17%	24%	21%	24%	20%	27%	22%	28%	23%	18%	24%	20%	11%	45%	10%	23%	12%
Not Sure	23%	23%	22%	29%	21%	24%	20%	28%	32%	26%	16%	20%	22%	24%	19%	19%	20%	15%	23%	37%



Labour Laws - Ontario

Q: Recently, many Canadians have embraced the buy-Canadian movement. Keeping in mind that platforms such as Uber, Lyft and DoorDash are all American, has your interest in using Canadian providers for taxi and ride-hail services increased, decreased or stayed the same?



	All	Female	Male	Other	18-34	35-49	50-64	65+	North	East	Southwest	Southcentral	905	416	PC	ONDP	OLP	OGP	Other	Undecided
Increased	25%	23%	28%	17%	24%	27%	25%	22%	18%	24%	23%	26%	28%	23%	24%	29%	20%	38%	19%	27%
Stayed the Same	32%	35%	29%	42%	33%	30%	31%	38%	33%	38%	27%	34%	29%	33%	34%	27%	33%	31%	32%	33%
Decreased	15%	14%	16%	15%	14%	15%	15%	14%	18%	11%	21%	11%	17%	14%	15%	16%	15%	17%	16%	11%
Not Sure	28%	29%	28%	26%	30%	28%	29%	25%	31%	27%	29%	28%	27%	30%	27%	29%	31%	14%	34%	29%